

Series D

Gear Drive Mixer, Clamp Mount

Planetary Gear, 420 rpm, Grease Lube

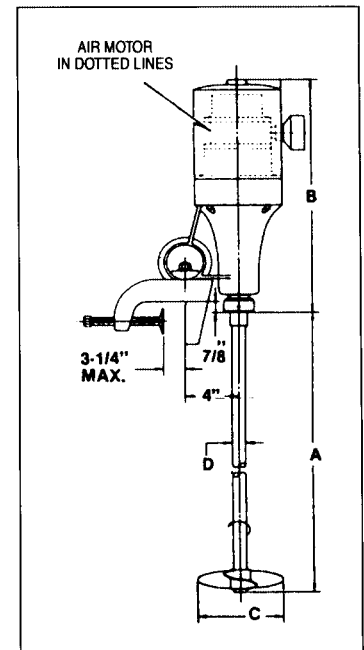
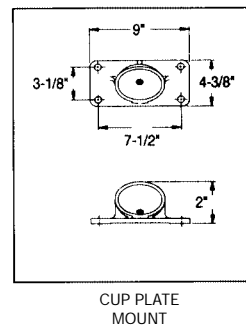

Neptune's original line of gear-driven mixers for mixing heavy fluids and slurries or large batches of thin liquids.

Features

- Motors are available in TEFC or explosion-proof enclosures (1750 rpm, 56C frame). Air motors also available.
- Universal indexing clamp allows most efficient mixer positioning.
- Fixed cup plate mount optional.
- Square pitch 1.0 ratio marine propellers are used exclusively. Flow coefficients and power consumption characteristics equal those of the best hydrofoil impeller designs.
- 316SS propellers and shafts are standard. Optional coatings such as rubber, PVC or Teflon® also available.
- No clutches to slip, wear or replace.
- Vibration-absorbing pad standard.
- Gears run in grease, giving quiet operation.
- Bearings are permanently lubricated for quiet operation and extended life.
- Cast aluminum housing.
- Variable speed drives also available.

Model Number	Standard Motor Description	A Shaft Length	B	C		D Shaft Diameter
				Single	Dual	
Totally-enclosed fan-cooled (TEFC)						
D-0.0	1/3 HP-1-115/230	48"	20½"	6"	6"	1"
D-0.2	1/3 HP-3-230/460	48"	20½"	6"	6"	1"
D-1.0	1/2 HP-1-115/230	48"	20½"	11"	10"	1"
D-1.2	1/2 HP-3-230/460	48"	19¾"	11"	10"	1"
D-2.0	3/4 HP-1-115/230	60"	20½"	12"	11"	1"
D-2.2	3/4 HP-3-230/460	60"	20½"	12"	11"	1"
D-3.0	1 HP-3-230/460	60"	20½"	13"	11"	1½"
D-4.0	1½ HP-3-230/460	60"	20½"	14"	12"	1½"
Explosion-proof class 1 group D (EP)						
D-0.1	1/3 HP-1-115/230	48"	20½"	6"	6"	1"
D-0.3	1/3 HP-3-230/460	48"	20½"	6"	6"	1"
D-1.1	1/2 HP-1-115/230	48"	22½"	11"	10"	1"
D-1.3	1/2 HP-3-230/460	48"	20½"	11"	10"	1"
D-2.1	3/4 HP-1-115/230	60"	23½"	12"	11"	1"
D-2.3	3/4 HP-3-230/460	60"	20½"	12"	11"	1"
D-3.1	1 HP-3-230/460	60"	24½"	13"	11"	1½"
D-4.1	1½ HP-3-230/460	60"	21½"	14"	12"	1½"
Air motor						
D-0.4	1/3 HP AIR Air Requirements: 20CFM at 40PSI	48"	20½"	6"	6"	1"
D-1.4	1/2 HP AIR Air Requirements: 20CFM at 40PSI	48"	16½"	11"	10"	1"
D-2.4	3/4 HP AIR Air Requirements: 30CFM at 60PSI	60"	16½"	12"	11"	1"
D-3.2	1 HP AIR Air Requirements: 40CFM at 40PSI	60"	17¾"	13"	11"	1½"
D-4.2	1½ HP AIR Air Requirements: 55CFM at 60PSI	60"	17¾"	14"	12"	1½"
Variable speed 42 to 420 RPM totally-enclosed non-ventilated (TENV)*						
D-1.7	1/2 HP Variable Speed, 1/115 V	48"	20½"	11"	10"	1"
D-2.7	3/4 HP Variable Speed, 1/230 V	60"	20½"	12"	11"	1"
D-3.7	1 HP Variable Speed, 1/230 V	60"	20½"	13"	11"	1½"

*Using DC motor/control package.



Industrial ZONE.com™
Your Portal to the Industrial World

IndustrialZone
P.O. Box 667306
Houston, Texas 77266
United States

(713)-395-1508
Fax: (713) 893-6924
support@industrialzone.com
www.industrialzone.com